


Wide-angle Flat Spray Nozzles

YYP

Flat Spray



- Wide-angle flat spray nozzle to use at low pressure.
- Compared to other flat spray nozzles with the same spray flow rate, the free passage diameter is large and clogging is less likely to occur.
- Compared to other flat spray nozzles, the atomization, spray pattern and distribution are rough, and the spray impact is low.

[STANDARD PRESSURE]

0.15 MPa

[APPLICATIONS]

Cleaning: Conveyor belts, film, eliminator plates, plate glass, planks

Foam breaking: Waste water treatment, paper making

Cooling: Conveyor belts, roofs, tanks

Water screen: Fire protection, heat protection, deodorization

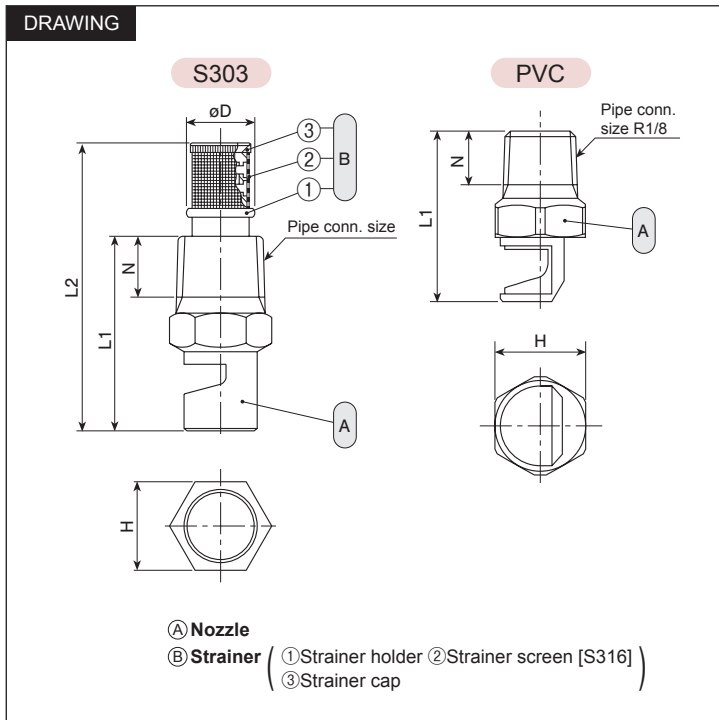
Others: Applications which require wide angle flat spray at low pressures

Structure	<ul style="list-style-type: none"> • One-piece structure, made of metal or plastic. • Small spray capacity models come with or without a strainer. (No strainers for YYP-PVC.)
Material	<ul style="list-style-type: none"> • S303 or PVC <p>SPECIAL ORDER MATERIAL: S316 or others</p>

Material	Pipe conn. size ^{*1}	Dimensions (mm)					Weight (g)	
		L1	L2	H	øD	N	S303 ^{*2}	PVC
Metal (S303)	R1/8 (03-13)	23	35.5	10	7.5	7	7.5	-
	R1/8 (16-60)	25	-	10	-	7	9.3	-
	R1/4	34	-	14	-	10.5	28	-
	R3/8	44	-	19	-	11	65	-
	R1/2	50	-	22	-	14	105	-
	R3/4 (620)	55	-	27	-	15	175	-
	R3/4 (1000)	65	-	36	-	15	345	-
PVC	R1	75	-	41	-	18	510	-
	R1/8 (03-13)	21.5	-	12	-	7	-	1.8
	R1/8 (16-30)	22.5	-	12	-	7	-	1.8

*1) Figures in () after the pipe connection sizes indicate the spray capacity codes.
 *2) With strainer, add 2 g to the above weight.

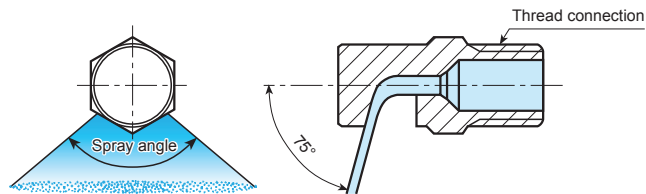
[Note] Appearance and dimensions may differ slightly depending on material and nozzle code.



Spray Angle and Elevation Angle

Wide-angle flat spray nozzles spray at an angle of 75° to the axis of the nozzle.

For installation, the elevation (inclination) angle of 75° should be taken into consideration.



■ YYP Series (metal)

Spray capacity code	Pipe connection size						Spray angle (°)			Spray capacity (L/min)					Mean droplet dia. (µm)	Free passage dia. (mm)	Strainer mesh size
	R1/8	R1/4	R3/8	R1/2	R3/4	R1	0.05 MPa	0.15 MPa	0.2 MPa	0.03 MPa	0.05 MPa	0.1 MPa	0.15 MPa	0.2 MPa			
03	●						—	100	107	—	—	0.25	0.30	0.35	190	0.6	100
04	●						—	120	126	—	—	0.33	0.40	0.46		0.6	50
05	●						—	130	136	—	—	0.41	0.50	0.58	∩	0.7	50
07	○						—	130	136	—	—	0.57	0.70	0.81		0.9	—
10	○						103	130	135	—	0.58	0.82	1.00	1.15		1.1	—
13	○						108	130	135	—	0.75	1.06	1.30	1.50		1.2	—
16	○						110	130	134	—	0.92	1.31	1.60	1.85	280	1.4	—
20	○						116	135	139	0.89	1.15	1.63	2.00	2.31		1.5	—
25	○						117	135	139	1.12	1.44	2.04	2.50	2.89		1.7	—
30	○						118	135	139	1.34	1.73	2.45	3.00	3.46	∩	1.9	—
40	○						119	135	139	1.79	2.31	3.27	4.00	4.62		2.2	—
50	○						120	135	138	2.24	2.89	4.08	5.00	5.77		2.4	—
60	○						121	135	138	2.68	3.46	4.90	6.00	6.93	470	2.6	—
70	○	○					125	140	144	3.13	4.04	5.72	7.00	8.08	480	2.9	—
100	○	○					128	140	143	4.47	5.77	8.16	10.0	11.5	∩	3.4	—
140	○	○					130	140	143	6.26	8.08	11.4	14.0	16.2	610	4.1	—
180	○	○	○				131	140	142	8.05	10.4	14.7	18.0	20.8	∩	4.8	—
230	○	○	○				133	140	142	10.3	13.3	18.8	23.0	26.6	650	5.2	—
320	○	○	○	○			134	140	142	14.3	18.5	26.1	32.0	37.0	∩	6.3	—
450	○	○	○	○	○		135	140	142	20.1	26.0	36.7	45.0	52.0	850	7.4	—
620	○	○	○	○	○	○	135	140	142	27.7	35.8	50.6	62.0	71.6	∩	8.8	—
1000	○	○	○	○	○	○	135	140	141	44.7	57.7	81.6	100	115	1,150	11.5	—
1500	○	○	○	○	○	○	136	140	140	67.1	86.6	122	150	173	1,100	14.0	—
2500	○	○	○	○	○	○	136	140	140	112	155	204	250	289	1,550	18.4	—

●: Available with or without strainer ○: Only available without strainer

■ YYP-PVC Series

Spray capacity code	Spray angle (°)			Spray capacity (L/min)					Mean droplet diameter (µm)	Free passage diameter (mm)
	0.05 MPa	0.15 MPa	0.2 MPa	0.03 MPa	0.05 MPa	0.1 MPa	0.15 MPa	0.2 MPa		
03	—	115	122	—	—	0.25	0.30	0.35	190	0.6
04	—	120	126	—	—	0.33	0.40	0.46		0.6
05	—	130	136	—	—	0.41	0.50	0.58		0.7
07	—	130	136	—	—	0.57	0.70	0.81	∩	0.9
10	103	130	135	—	0.58	0.82	1.00	1.15		1.0
13	108	130	135	—	0.75	1.06	1.30	1.50		1.2
16	110	130	134	—	0.92	1.31	1.60	1.85	280	1.3
20	116	135	139	0.89	1.15	1.63	2.00	2.31		1.5
25	117	135	139	1.12	1.44	2.04	2.50	2.89	∩	1.6
30	118	135	139	1.34	1.73	2.45	3.00	3.46	380	1.8

[Note] No strainers for YYP-PVC.

HOW TO ORDER

To inquire about or order a specific nozzle please refer to this coding system.

Example: 1/8M YYP 03 S303W

1/8M	YYP	03	S303	W
Pipe conn. size ³⁾		Spray capacity code	Material	Strainer
1/8M		03	S303	W (with strainer)
∩		∩	PVC (Injection molded)	(Blank indicates "without strainer")
1M		2500		

*3) "M" indicates male thread ("R" of the ISO standard), e.g. 1/8M = R1/8.