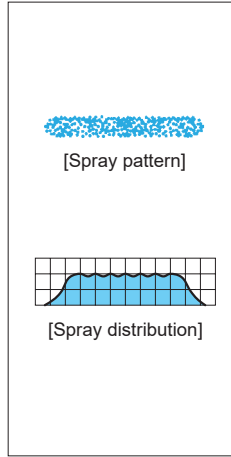


High Pressure Cleaning Even Flat Spray Nozzles

VNP

Flat Spray



- Flat spray pattern with uniform distribution across the pattern area.
- Small R1/4 and R1/8 pipe connection sizes for high pressure cleaning.

[STANDARD PRESSURE]

3.0 MPa

[APPLICATIONS]

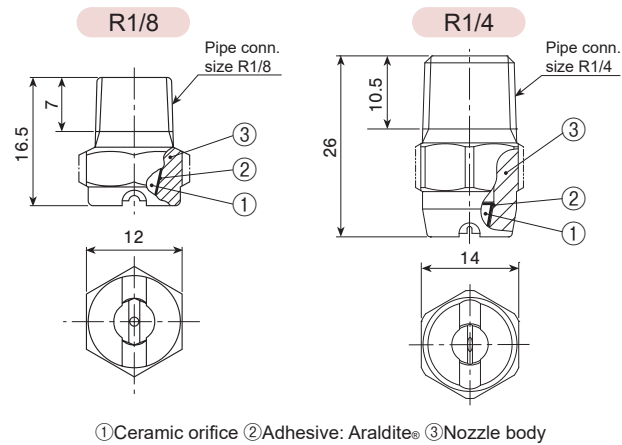
High pressure cleaning:
Automotives, containers, tanks, wire and felt parts of paper making machines, wire cylinders, filter presses, other industrial cleaning and degreasing

Structure	• One-piece structure with a ceramic orifice insert.
Material	• Nozzle orifice: ceramic • Metal parts: S303 or B (brass) SPECIAL ORDER MATERIAL: S316
Weight	• R1/8... S303: 7 g, B (brass): 7.4 g • R1/4... S303: 20 g, B (brass): 22 g

[Note] Appearance and dimensions may differ slightly depending on material and nozzle code.

DRAWING

Unit: mm




Spray angle code	Spray capacity code	Pipe conn. size		Spray angle (°)			Spray capacity (L/min)													Free pass. dia. (mm)
		R1/8	R1/4	1 MPa	3 MPa	5 MPa	1 MPa	2 MPa	2.5 MPa	3 MPa	3.5 MPa	4 MPa	4.5 MPa	5 MPa	6.5 MPa	8 MPa	10 MPa	15 MPa		
65	43	○	○	60	65	65	2.50	3.54	3.96	4.33	4.68	5.00	5.30	5.59	6.37	7.06	7.91	9.67	0.7	
	49	○	○	60	65	65	2.86	4.04	4.52	4.94	5.34	5.71	6.06	6.38	7.28	8.07	9.04	11.1	0.8	
	56	○	○	60	65	65	3.22	4.54	5.08	5.56	6.01	6.42	6.81	7.18	8.19	9.08	10.2	12.4	0.9	
	62	○	○	60	65	65	3.57	5.05	5.65	6.18	6.68	7.14	7.57	7.98	9.10	10.1	11.3	13.8	0.9	
	68	○	○	60	65	65	3.93	5.55	6.21	6.80	7.35	7.85	8.33	8.79	10.0	11.1	12.4	15.2	1.0	
	74	○	○	60	65	65	4.29	6.06	6.78	7.42	8.01	8.56	9.09	9.58	10.9	12.1	13.6	16.6	1.0	
	80	○	○	60	65	65	4.65	6.56	7.35	8.04	8.68	9.28	9.85	10.4	11.8	13.1	14.7	18.0	1.0	
	87	○	○	60	65	65	5.00	7.07	7.91	8.66	9.35	10.0	10.6	11.2	12.8	14.1	15.8	19.4	1.1	
	99	○	○	60	65	65	5.72	8.08	9.04	9.89	10.7	11.4	12.1	12.8	14.6	16.2	18.1	22.1	1.1	
124	○	○	60	65	65	7.15	10.1	11.3	12.4	13.4	14.3	15.2	16.0	18.2	20.2	22.6	27.7	1.3		
40	25	○	○	35	40	40	1.43	2.02	2.25	2.47	2.67	2.85	3.03	3.19	3.64	4.03	4.51	5.52	0.6	
	31	○	○	35	40	40	1.78	2.52	2.82	3.09	3.34	3.57	3.78	3.99	4.55	5.05	5.64	6.91	0.7	
	37	○	○	35	40	40	2.14	3.03	3.39	3.71	4.01	4.28	4.54	4.79	5.46	6.06	6.77	8.30	0.7	
	43	○	○	35	40	40	2.50	3.54	3.96	4.33	4.68	5.00	5.30	5.59	6.37	7.06	7.91	9.67	0.8	
	49	○	○	35	40	40	2.86	4.04	4.52	4.94	5.34	5.71	6.06	6.38	7.28	8.07	9.04	11.1	1.0	
	56	○	○	35	40	40	3.22	4.54	5.08	5.56	6.01	6.42	6.81	7.18	8.19	9.08	10.2	12.4	1.0	
	62	○	○	35	40	40	3.57	5.05	5.65	6.18	6.68	7.14	7.57	7.98	9.10	10.1	11.3	13.8	1.1	
	68	○	○	35	40	40	3.93	5.55	6.21	6.80	7.35	7.85	8.33	8.79	10.0	11.1	12.4	15.2	1.1	
	74	○	○	35	40	40	4.29	6.06	6.78	7.42	8.01	8.56	9.09	9.58	10.9	12.1	13.6	16.6	1.1	
	80	○	○	35	40	40	4.65	6.56	7.35	8.04	8.68	9.28	9.85	10.4	11.8	13.1	14.7	18.0	1.2	
	87	○	○	35	40	40	5.00	7.07	7.91	8.66	9.35	10.0	10.6	11.2	12.8	14.1	15.8	19.4	1.2	
	99	○	○	35	40	40	5.72	8.08	9.04	9.89	10.7	11.4	12.1	12.8	14.6	16.2	18.1	22.1	1.4	
124	○	○	35	40	40	7.15	10.1	11.3	12.4	13.4	14.3	15.2	16.0	18.2	20.2	22.6	27.7	1.5		
30	25	○	○	26	30	30	1.43	2.02	2.25	2.47	2.67	2.85	3.03	3.19	3.64	4.03	4.51	5.52	0.6	
	31	○	○	26	30	30	1.78	2.52	2.82	3.09	3.34	3.57	3.78	3.99	4.55	5.05	5.64	6.91	0.7	
	37	○	○	26	30	30	2.14	3.03	3.39	3.71	4.01	4.28	4.54	4.79	5.46	6.06	6.77	8.30	0.8	
	43	○	○	26	30	30	2.50	3.54	3.96	4.33	4.68	5.00	5.30	5.59	6.37	7.06	7.91	9.67	0.9	
	49	○	○	26	30	30	2.86	4.04	4.52	4.94	5.34	5.71	6.06	6.38	7.28	8.07	9.04	11.1	1.0	
	56	○	○	26	30	30	3.22	4.54	5.08	5.56	6.01	6.42	6.81	7.18	8.19	9.08	10.2	12.4	1.1	
	62	○	○	26	30	30	3.57	5.05	5.65	6.18	6.68	7.14	7.57	7.98	9.10	10.1	11.3	13.8	1.1	
	68	○	○	26	30	30	3.93	5.55	6.21	6.80	7.35	7.85	8.33	8.79	10.0	11.1	12.4	15.2	1.1	
	74	○	○	26	30	30	4.29	6.06	6.78	7.42	8.01	8.56	9.09	9.58	10.9	12.1	13.6	16.6	1.2	
	80	○	○	26	30	30	4.65	6.56	7.35	8.04	8.68	9.28	9.85	10.4	11.8	13.1	14.7	18.0	1.3	
	87	○	○	26	30	30	5.00	7.07	7.91	8.66	9.35	10.0	10.6	11.2	12.8	14.1	15.8	19.4	1.3	
	99	○	○	26	30	30	5.72	8.08	9.04	9.89	10.7	11.4	12.1	12.8	14.6	16.2	18.1	22.1	1.5	
	124	○	○	26	30	30	7.15	10.1	11.3	12.4	13.4	14.3	15.2	16.0	18.2	20.2	22.6	27.7	1.7	

Spray angle code	Spray capacity code	Pipe conn. size		Spray angle (°)			Spray capacity (L/min)												Free pass. dia. (mm)
		R1/8	R1/4	1 MPa	3 MPa	5 MPa	1 MPa	2 MPa	2.5 MPa	3 MPa	3.5 MPa	4 MPa	4.5 MPa	5 MPa	6.5 MPa	8 MPa	10 MPa	15 MPa	
25	25	○	○	22	25	25	1.43	2.02	2.25	2.47	2.67	2.85	3.03	3.19	3.64	4.03	4.51	5.52	0.7
	31	○	○	22	25	25	1.78	2.52	2.82	3.09	3.34	3.57	3.78	3.99	4.55	5.05	5.64	6.91	0.7
	37	○	○	22	25	25	2.14	3.03	3.39	3.71	4.01	4.28	4.54	4.79	5.46	6.06	6.77	8.30	0.8
	43	○	○	22	25	25	2.50	3.54	3.96	4.33	4.68	5.00	5.30	5.59	6.37	7.06	7.91	9.67	0.9
	49	○	○	22	25	25	2.86	4.04	4.52	4.94	5.34	5.71	6.06	6.38	7.28	8.07	9.04	11.1	1.0
	56	○	○	22	25	25	3.22	4.54	5.08	5.56	6.01	6.42	6.81	7.18	8.19	9.08	10.2	12.4	1.0
	62	○	○	22	25	25	3.57	5.05	5.65	6.18	6.68	7.14	7.57	7.98	9.10	10.1	11.3	13.8	1.1
	68	○	○	22	25	25	3.93	5.55	6.21	6.80	7.35	7.85	8.33	8.79	10.0	11.1	12.4	15.2	1.2
	74	○	○	22	25	25	4.29	6.06	6.78	7.42	8.01	8.56	9.09	9.58	10.9	12.1	13.6	16.6	1.2
	80	○	○	22	25	25	4.65	6.56	7.35	8.04	8.68	9.28	9.85	10.4	11.8	13.1	14.7	18.0	1.2
	87	○	○	22	25	25	5.00	7.07	7.91	8.66	9.35	10.0	10.6	11.2	12.8	14.1	15.8	19.4	1.3
	99	○	○	22	25	25	5.72	8.08	9.04	9.89	10.7	11.4	12.1	12.8	14.6	16.2	18.1	22.1	1.4
	124	○	○	22	25	25	7.15	10.1	11.3	12.4	13.4	14.3	15.2	16.0	18.2	20.2	22.6	27.7	1.6
	15	25	○	○	12	15	15	1.43	2.02	2.25	2.47	2.67	2.85	3.03	3.19	3.64	4.03	4.51	5.52
31		○	○	12	15	15	1.78	2.52	2.82	3.09	3.34	3.57	3.78	3.99	4.55	5.05	5.64	6.91	0.8
37		○	○	12	15	15	2.14	3.03	3.39	3.71	4.01	4.28	4.54	4.79	5.46	6.06	6.77	8.30	0.9
43		○	○	12	15	15	2.50	3.54	3.96	4.33	4.68	5.00	5.30	5.59	6.37	7.06	7.91	9.67	1.0
49		○	○	12	15	15	2.86	4.04	4.52	4.94	5.34	5.71	6.06	6.38	7.28	8.07	9.04	11.1	1.0
56		○	○	12	15	15	3.22	4.54	5.08	5.56	6.01	6.42	6.81	7.18	8.19	9.08	10.2	12.4	1.1
62		○	○	12	15	15	3.57	5.05	5.65	6.18	6.68	7.14	7.57	7.98	9.10	10.1	11.3	13.8	1.2
68		○	○	12	15	15	3.93	5.55	6.21	6.80	7.35	7.85	8.33	8.79	10.1	11.1	12.4	15.2	1.2
74		○	○	12	15	15	4.29	6.06	6.78	7.42	8.01	8.56	9.09	9.58	10.9	12.1	13.6	16.6	1.3
80		○	○	12	15	15	4.65	6.56	7.35	8.04	8.68	9.28	9.85	10.4	11.8	13.1	14.7	18.0	1.3
87		○	○	12	15	15	5.00	7.07	7.91	8.66	9.35	10.0	10.6	11.2	12.8	14.1	15.8	19.4	1.4
93		○	○	12	15	15	5.36	7.58	8.48	9.28	10.0	10.7	11.4	12.0	13.7	15.2	17.0	20.8	1.5
99		○	○	12	15	15	5.72	8.08	9.04	9.89	10.7	11.4	12.1	12.8	14.6	16.2	18.1	22.1	1.5
111		○	○	12	15	15	6.43	9.09	10.2	11.1	12.0	12.9	13.6	14.4	16.4	18.2	20.3	24.9	1.6
124	○	○	12	15	15	7.15	10.1	11.3	12.4	13.4	14.3	15.2	16.0	18.2	20.2	22.6	27.7	1.7	

HOW TO ORDER

To inquire about or order a specific nozzle please refer to this coding system.

Example: 1/8M VNP 6543 S303



*1) "M" indicates male thread ("R" of the ISO standard), e.g. 1/8M = R1/8.

*2) Material of ceramic orifice differs depending on the nozzle code.

When the spray angle code is 25 or 15 and the spray capacity code is between 43–124, it is marked by "AL99-" before the material code.
 Example: 1/8M VNP 2543 AL99-S303